


Amplifier

ME 610 - Darlington Pair Amplifier

Objective :

- Darlington Pair Amplifier has been designed to study the following :
 - A. Output Voltage Gain.
 - B. Output Impedance.
 - C. Output Power.



Technical Specifications :

Inbuilt Fixed DC Regulated Power Supply

- Output Voltages : 12VDC

Transistor , Potentiometer & Components Provided

- Transistors : CL100 (NPN).
- Potentiometer : To measure the Input / Output impedance.
- Biasing Resistances
- Capacitors
- High quality Aluminum used as front panel of 270 mm x 170mm & mounted on light weight shock proof plastic cabinet
- Symbol diagram printed on Aluminum Front Panel & all important test Points Are brought out on front panel
- Power requirement : 230 VAC 10%, 50Hz.
- Weight : 1.0Kg Approx.
- Dimensions (mm) : 300(L) x 175(B) x 75(H)

Standard Accessories :

- Power chord, Patch chords & Instruction manual.


Optional Accessories :

- Dual Trace Cathode Ray Oscilloscope 30MHz (ME 3030)
- AF Function Generator (ME 250)

ME 611 - Study of Transistor Amplifier Circuits (With in Common Base, Common Emitter & Common Collector Mode)

Objective :

- Transistor Amplifier Circuits has been designed to plot the frequency response and to measure the following:
 - A. Effect of Feed-Back on output in Common Base & Common Emitter Amplifier.
 - B. Input Impedance
 - C. Output Impedance
 - D. Band Width
 - E. Gain



Technical Specifications :

Inbuilt Fixed DC Regulated Power Supply

- Output Voltages : 12VDC
- High quality Aluminum used as front panel of 300 mm x 220mm & mounted on light weight shock proof plastic cabinet
- Symbol diagram printed on Aluminum Front Panel & all important test Points Are brought out on front panel
- Power requirement : 230 VAC 10%, 50Hz.
- Weight : 2.0Kg Approx.
- Dimensions (mm) : 330(L) x 225(B) x 75(H)

Standard Accessories :

- Power chord, Patch chords & Instruction manual.


Optional Accessories :

- Dual Trace Cathode Ray Oscilloscope 20MHz (ME 3020)
- AF Function Generator (ME 250)

ME 612 - Audio Power Amplifier Using IC TBA 810

Objective :

- Audio Power Amplifier using IC TBA 810 has been designed to study the Output Voltage Gain & Frequency Response of that amplifier.



Technical Specifications :

Inbuilt Fixed DC Regulated Power Supply

- Output Voltages : 6VDC

IC & Components Provided :

- IC : TBA810
- Resistances
- Capacitors
- High quality Aluminum used as front panel of 270 mm x 170 mm & mounted on light weight shock proof plastic cabinet
- Symbol diagram printed on Aluminum Front Panel & all important test Points Are brought out on front panel
- Power requirement : 230 VAC 10%, 50Hz.
- Weight : 1.0Kg Approx.
- Dimensions (mm) : 300(L) x 175(B) x 75(H)

Standard Accessories :

- Power chord, Patch chords & Instruction manual.

Optional Accessories :

- Dual Trace Cathode Ray Oscilloscope 20MHz (ME 3020)
- AF Function Generator (ME 250)